

Human Fc gamma RIIIA/CD16a (V176) Protein

Cat. No. FCR-HM43A

Description

Source	Recombinant Human Fc gamma RIIIA/CD16a (V176) Protein is expressed from HEK293 with His tag and Avi tag at the C-Terminus. It contains Gly17-Gln208(V176).
Accession	AAH17865
Molecular Weight	The protein has a predicted MW of 24.7 kDa. Due to glycosylation, the protein migrates to 50-55 kDa based on Tris-Bis PAGE result.
Endotoxin	Less than 1EU per µg by the LAL method.
Purity	> 95% as determined by Tris-Bis PAGE > 95% as determined by HPLC

Formulation and Storage

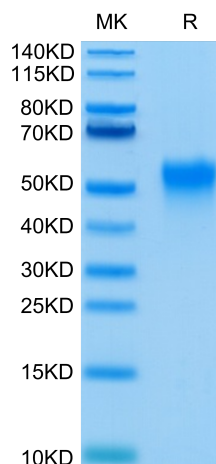
Formulation	Lyophilized from 0.22µm filtered solution in PBS (pH 7.4). Normally 8% trehalose is added as protectant before lyophilization.
Reconstitution	Centrifuge the tube before opening. Reconstituting to a concentration more than 100 µg/ml is recommended. Dissolve the lyophilized protein in distilled water.
Storage	-20 to -80°C for 12 months as supplied from date of receipt. -20 to -80°C for 3-6 months in unopened state after reconstitution. 2-8°C for 2-7 days after reconstitution. Recommend to aliquot the protein into smaller quantities for optimal storage. Please minimize freeze-thaw cycles.

Background

Human Fc gamma RIIIA/CD16a Protein is a receptor for the Fc region of IgG. Binds complexed or aggregated IgG and also monomeric IgG. Mediates antibody-dependent cellular cytotoxicity (ADCC) and other antibody-dependent responses, such as phagocytosis.

Assay Data

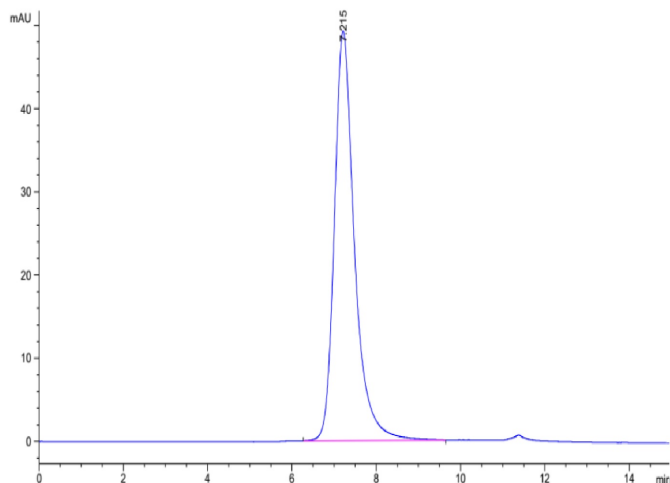
Tris-Bis PAGE



Human Fc gamma RIIIA (V176) on Tris-Bis PAGE under reduced condition. The purity is greater than 95%.

SEC-HPLC

Assay Data

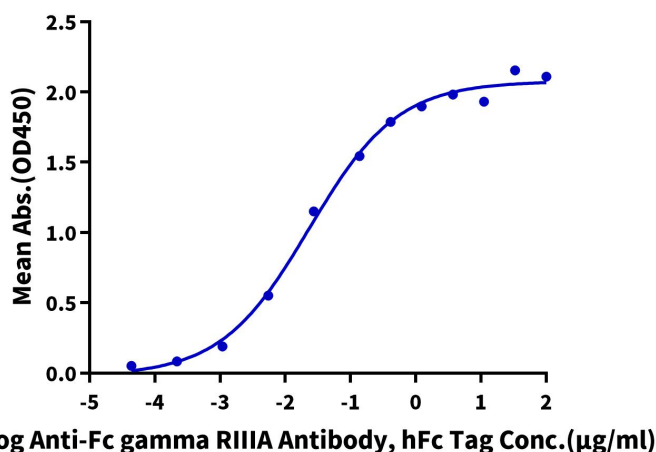


The purity of Fc gamma RIIIA (V176) is greater than 95% as determined by SEC-HPLC.

ELISA Data

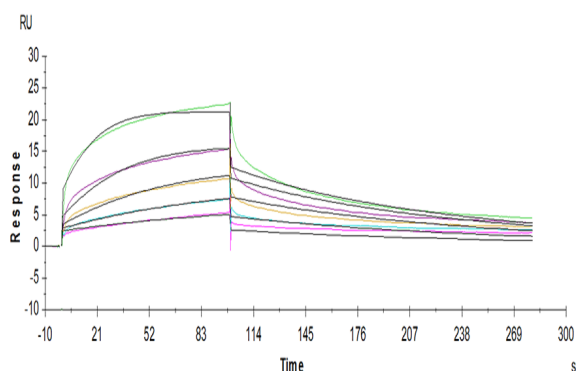
Human Fc gamma RIIIA (V176), His Tag ELISA

0.1µg Human Fc gamma RIIIA (V176), His Tag Per Well



Immobilized Human Fc gamma RIIIA (V176) , His Tag at 1µg/ml (100µl/Well) on the plate. Dose response curve for Anti-Fc gamma RIIIA Antibody, hFc Tag with the EC50 of 23.3ng/ml determined by ELISA (QC test).

SPR Data



Human Fc gamma RIIIA (V176) , His Tag captured on CM5 Chip via Anti-His Antibody can bind Herceptin, hFc Tag with an affinity constant of 67.3nM as determined in SPR assay (Biacore T200).